



Solidum Event Linked Securities Fund Limited - SAC Fund 2

Classes I-1 and I-2
November 30, 2024

Fund objective

The Solidum ELS Fund is an open-end fund registered in Bermuda. The Fund's objective is to achieve long term capital appreciation and low correlation to fixed income, equity and non-traditional investments. The Fund holds a diversified portfolio of insurance linked securities which can have the structural format of catastrophe bonds, notes and derivatives, industry loss warranties, sidecars, reinsurance contracts or other instruments transferring insurance event risk or genuine insurance underwriting risk. As the insurance event linked securities market evolves, new products may become available and the Fund may also invest in such products. The portfolio is actively managed in an attempt to achieve optimal returns in the context of the prevailing market environment. Leverage can be used in order to enhance investment returns, and active hedging may be employed to minimize downside risk. In addition to its functional currency USD, the Fund offers CHF, EUR and GBP share classes. The equity capital of the non-USD share classes is hedged to reduce FX effects.

Key Information

Fund name:	Solidum Event Linked Securities Fund Limited, SAC Fund 2	Share classes	
Strategy	Insurance linked securities	USD I-1	Bloomberg ISIN Share class inception Current NAV Minimum investment Management fee
Focus	Cat bonds, reinsurance and retrocession		SLDEUI1 BH <Equity> BMG827362192 January 1, 2014 29'881.41 12'500'000 1.00%
Subscription	Monthly		
Redemption	Monthly		
Lockup	none		
Redemption notice	95 days		
Stepped redemption	25% each three months		
Leverage	possible	USD I-2	Bloomberg ISIN Share class inception Current NAV Minimum investment Management fee
Domicile	Bermuda		BMG827362507 June 1, 2019 21'757.09 25'000'000 0.80%
Fund Type	Open-end segregated accounts company		
Investment manager	Solidum Partners AG		
Administrator	Tromino Financial Services Ltd.		
Custodian	Brown Brothers Harriman & Co		
Auditor	Ernst & Young		
Valuation day	Last day of month		
Reporting	Monthly		
Financial year-end	December 31		
Distribution	Accumulating		
Fund inception	December 1, 2006		
Performance fee	none		

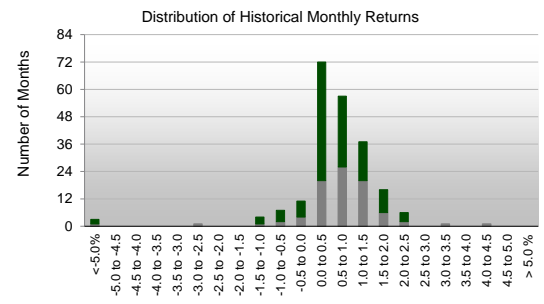
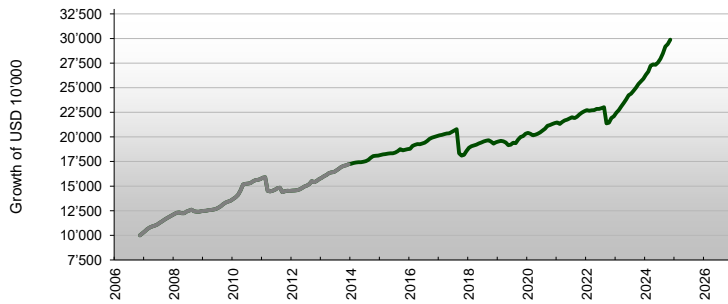
Historical performance ¹

	Year	Jan	Feb	Mar	Apr	May	Jun	Jul	Aug	Sep	Oct	Nov	Dec	Year
Solidum ELS Fund	2024	1.58%	1.27%	2.21%	0.51%	-0.14%	0.81%	1.39%	1.95%	2.44%	0.88%	1.53%		15.39%
SAC Fund 2	2023	1.58%	1.24%	1.64%	1.49%	1.55%	1.80%	0.67%	1.17%	1.28%	1.49%	1.05%	1.02%	17.18%
Class USD I-1	2022	0.53%	-0.31%	0.24%	0.02%	0.55%	0.05%	0.35%	0.36%	-7.08%	0.29%	2.21%	0.82%	-2.24%
	2021	0.32%	-0.72%	0.94%	0.73%	0.38%	0.54%	0.55%	-0.36%	0.63%	1.01%	0.87%	0.61%	5.62%
	2020	0.47%	-0.44%	-0.78%	0.33%	0.43%	0.71%	0.91%	0.91%	1.39%	0.42%	0.51%	0.40%	5.36%
	2019	0.37%	0.35%	-0.28%	-0.62%	-1.39%	0.29%	1.04%	-0.27%	1.84%	1.41%	0.42%	1.16%	4.36%
	2018	1.75%	0.84%	0.43%	0.37%	0.68%	0.47%	0.54%	0.44%	0.26%	-0.77%	-1.04%	0.78%	4.83%
	2017	0.34%	0.23%	0.42%	0.30%	0.10%	0.65%	0.70%	0.64%	-11.7%	-1.31%	0.41%	2.18%	-7.56%
	2016	0.21%	1.55%	0.59%	0.44%	-0.10%	0.35%	0.45%	0.89%	1.14%	0.60%	0.39%	0.41%	7.14%
	2015	0.31%	0.34%	0.24%	0.22%	0.15%	0.06%	0.35%	0.80%	1.12%	-0.69%	0.32%	0.31%	3.58%
	2014	0.33%	0.38%	0.27%	0.18%	0.04%	0.24%	0.37%	0.75%	1.26%	0.95%	0.12%	0.12%	5.10%
	2013	0.76%	1.07%	0.83%	1.13%	0.51%	0.21%	0.92%	1.05%	1.12%	0.58%	0.43%	0.59%	9.59%
	2012	0.22%	0.07%	0.20%	0.51%	0.97%	1.09%	0.65%	1.04%	1.88%	-0.72%	0.82%	1.25%	8.26%
	2011	0.80%	0.36%	-8.65%	-0.44%	0.43%	0.72%	1.12%	0.29%	-2.98%	0.63%	0.28%	-0.06%	-7.66%
	2010	1.21%	1.28%	1.79%	3.25%	4.07%	0.39%	0.22%	0.31%	1.10%	0.81%	0.26%	0.52%	16.20%
	2009	0.22%	0.16%	0.42%	0.18%	0.30%	0.59%	0.93%	1.25%	1.68%	1.17%	0.63%	0.76%	8.60%
	2008	1.13%	0.97%	0.35%	-0.69%	0.02%	1.34%	0.82%	0.73%	-1.20%	-0.43%	-0.13%	0.59%	3.51%
	2007	2.10%	2.14%	1.59%	0.92%	0.82%	0.96%	1.45%	1.40%	1.50%	1.41%	1.16%	1.24%	18.01%
	2006												1.98%	
Solidum ELS	2024	1.59%	1.29%	2.23%	0.53%	-0.13%	0.83%	1.40%	1.97%	2.46%	0.90%	1.54%		15.60%
SAC Fund 2	2023	1.60%	1.26%	1.65%	1.50%	1.56%	1.82%	0.69%	1.19%	1.29%	1.51%	1.07%	1.03%	17.41%
Class USD I-2	2022	0.54%	-0.29%	0.25%	0.04%	0.57%	0.06%	0.37%	0.38%	-7.06%	0.31%	2.23%	0.83%	-2.04%
	2021	0.34%	-0.70%	0.95%	0.75%	0.40%	0.56%	0.57%	-0.34%	0.65%	1.03%	0.88%	0.62%	5.84%
	2020	0.48%	-0.42%	-0.76%	0.34%	0.44%	0.72%	0.93%	0.93%	1.41%	0.43%	0.53%	0.41%	5.57%
	2019						0.30%	1.06%	-0.25%	1.86%	1.42%	0.44%	1.18%	6.15%

¹ The institutional classes were launched on 1.1.2014 and 1.6.2019 respectively. Returns until 2013 are based on the formerly existing USD class with 1.5% mgmt. and 15% perf. fee structure. Performance of the SAC Fund 2 master portfolio: w/o performance of a recovery fund (USD -2.54%) established for the 2011 events, closed in 2015.



Historical performance (USD)



Historical return analysis since inception share class (USD I-1)

Historical return characteristics		Historic Performance	
		Monthly	Annualised
Current NAV per USD I-1 share	29'881.41		
Return year-to-date	15.39%	0.43%	5.18%
Return last 12 months	16.56%	1.43%	4.96%
Return last 36 months, p.a.	9.97%		
Return last 60 months, p.a.	8.28%		
Return since inception, p.a.	5.18%	0.29	1.01
Return since inception (cumulative)	73.50%		
Best month (since inception)	2.21%		
Worst month (since inception)	-11.73%		
Maximum drawdown (since inception)	-13.05%		
Longest recovery period	35 months		
Positive month (since inception)	87%		
		Correlation Analysis	
		(monthly return data)	
		S&P 500	0.13
		NASDAQ Composite	0.14
		Global Sov. USD hedged	0.16
		S&P 500 Inv. Grade Corp Bond Total Return	0.19
		S&P 500 HY Corp Bond Total Return	0.13
		HFRI FOF	0.13

Manager comment

In November, the fund achieved another strong performance in the institutional classes. With the end of the tropical storm season, the final premium components of hurricane-exposed contracts amortized, and in parallel, the prices of similarly exposed cat bonds rose in the cat bond market.

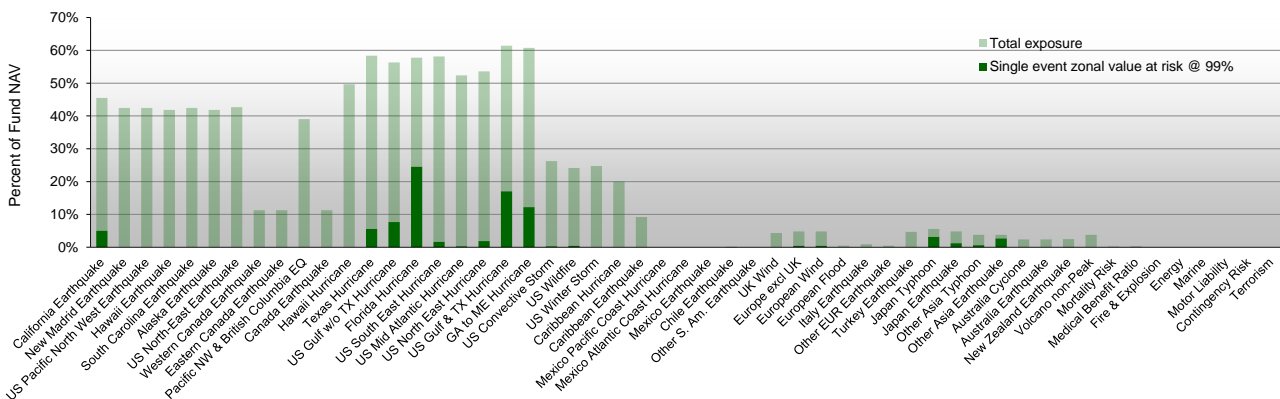
The consequences of the severe flooding in Spain, triggered by the heavy rains of a weather phenomenon known as 'Gote Fria' at the end of October, became clear in the first week of November. As a result of the floods, at least 230 people died, and an estimated more than 60,000 homes and 115,000 cars were damaged or destroyed. Estimates put the total insured loss at around €4bn. A large part of that sum will be covered by the state-backed insurance consortium Consorcio de Compensación de Seguros. The event had no impact on the fund.

The Philippines saw an active cyclone month, with four systems making landfall or coming very close to the coast on the northern main island of Luzon. However, such high activity in the western Pacific is not unusual in autumn. No significant loss to the reinsurance industry occurred.

Submissions of reinsurance contracts for the 2025 renewals show a premium level consistent with developments in the cat bond market, where almost \$1bn of new bonds were issued during the month and just over \$2bn came into the marketing phase. While spreads have come down slightly compared to the start of the year, they remain at a high level on a risk-adjusted basis.

Exposure information

Total exposure and annual value at risk (99%) by region and line of business



Contact information

Investment manager: Solidum Partners AG

Mühlebachstrasse 70, 8008 Zürich, Switzerland

Tel: +41 (0)43 521 21 80

Fax: +41 (0)43 521 21 89

contact@solidumpartners.ch

SOLIDUM PARTNERS AG IS AN ASSET MANAGER REGULATED AND SUPERVISED BY THE SWISS FINANCIAL MARKET AUTHORITY (FINMA) AND AS SUCH LICENCED TO CONDUCT ASSET MANAGEMENT SERVICES FOR COLLECTIVE INVESTMENT SCHEMES. THE PRODUCTS AND SERVICES DESCRIBED HEREIN ARE NOT AVAILABLE NOR OFFERED TO US PERSONS AND WILL NOT BE PUBLICLY OFFERED TO PERSONS RESIDING IN SWITZERLAND OR ANY OTHER COUNTRY RESTRICTING THE OFFER OF SUCH PRODUCTS OR SERVICES. THIS MATERIAL HAS BEEN FURNISHED TO YOU SOLELY UPON REQUEST AND MAY NOT BE REPRODUCED OR OTHERWISE DISSEMINATED IN WHOLE OR PART WITHOUT PRIOR WRITTEN CONSENT FROM SOLIDUM PARTNERS AG. THE INFORMATION HEREIN MAY BE BASED ON ESTIMATES AND MAY IN NO EVENT BE RELIED UPON. CERTAIN STATEMENTS HEREIN ARE FORWARD-LOOKING AND READERS ARE CAUTIONED NOT TO PLACE UNDUE RELIANCE ON SUCH STATEMENTS. SOLIDUM PARTNERS AG DOES NOT ASSUME ANY LIABILITY WITH RESPECT TO INCORRECT OR INCOMPLETE INFORMATION (WHETHER RECEIVED FROM PUBLIC SOURCES OR WHETHER PREPARED BY ITSELF OR NOT). THIS MATERIAL DOES NOT CONSTITUTE A PROSPECTUS, A REQUEST/OFFER, NOR A RECOMMENDATION OF ANY KIND, E.G. TO BUY/SUBSCRIBE OR SELL/REDEEM INVESTMENT INSTRUMENTS OR PERFORM SUCH TRANSACTIONS. THE INVESTMENT INSTRUMENTS MENTIONED HEREIN INVOLVE SIGNIFICANT RISK INCLUDING THE POSSIBLE LOSS OF THE AMOUNT INVESTED AS DESCRIBED IN DETAIL IN THE OFFERING MEMORANDUM FOR THESE INSTRUMENTS, WHICH IS AVAILABLE ON REQUEST. INVESTORS SHOULD UNDERSTAND THESE RISKS BEFORE REACHING ANY DECISION WITH RESPECT TO THESE INSTRUMENTS. PAST PERFORMANCE IS NO INDICATION OR GUARANTEE OF FUTURE PERFORMANCE. THE OFFERING MEMORANDUM OF THE FUND IS AVAILABLE AT THE ADMINISTRATOR OF THE FUND: TROMINO FINANCIAL SERVICES, 2 REID STREET, HAMILTON HM 11, BERMUDA; MAILING ADDRESS: P.O. BOX HM 458, HAMILTON HM BX, BERMUDA. FOR INVESTORS IN SWITZERLAND: THIS IS AN ADVERTISING DOCUMENT. THE FUND MAY ONLY BE OFFERED IN SWITZERLAND TO QUALIFIED INVESTORS WITHIN THE MEANING OF ART. 10 PARA. 3 AND 3TER CISA. IN SWITZERLAND, THE REPRESENTATIVE IS REYL & CIE LTD, RUE DU RHÔNE 4, CH-1204 GENEVA, AND THE PAYING AGENT IS BANQUE CANTONALE DE GENEVE, QUAI DE L'ILE 17, CH-1204 GENEVA. THE RELEVANT DOCUMENTS OF THE FUND AS WELL AS THE ANNUAL REPORT MAY BE OBTAINED FREE OF CHARGE FROM THE REPRESENTATIVE. IN RESPECT OF THE UNITS OFFERED IN SWITZERLAND, THE PLACE OF PERFORMANCE IS THE REGISTERED OFFICE OF THE REPRESENTATIVE. THE PLACE OF JURISDICTION IS AT THE REGISTERED OFFICE OF THE REPRESENTATIVE OR AT THE REGISTERED OFFICE OR PLACE OF RESIDENCE OF THE INVESTOR.