



Solidum Event Linked Securities Fund Limited - SAC Fund 2

Classes A-2
April 30, 2024

Fund objective

The Solidum ELS Fund is an open-end fund registered in Bermuda. The Fund's objective is to achieve long term capital appreciation and low correlation to fixed income, equity and non-traditional investments. The Fund holds a diversified portfolio of insurance linked securities which can have the structural format of catastrophe bonds, notes and derivatives, industry loss warranties, sidecars, reinsurance contracts or other instruments transferring insurance event risk or genuine insurance underwriting risk. As the insurance event linked securities market evolves, new products may become available and the Fund may also invest in such products. The portfolio is actively managed in an attempt to achieve optimal returns in the context of the prevailing market environment. Leverage can be used in order to enhance investment returns, and active hedging may be employed to minimize downside risk. In addition to its functional currency USD, the Fund offers CHF, EUR and GBP share classes. The equity capital of the non-USD share classes is hedged to reduce FX effects. Institutional share classes are available for investments above defined thresholds.

Key information

Fund name:	Solidum Event Linked Securities Fund Limited, SAC Fund 2	Share classes	
Strategy	Insurance linked securities	USD A-2 Bloomberg	SLDEUA2 BH <Equity>
Focus	Cat bonds, reinsurance and retrocession	ISIN	BMG827361772
Subscription	Monthly	Share class inception	December 1, 2006
Redemption	Monthly	Current NAV	24'939.60
Lockup	1-year	Minimum investment	100'000
Redemption notice	95 days	Management fee	1.5%
Leverage	possible		
Domicile	Bermuda	EUR A-2 Bloomberg	SLDEEA2 BH <Equity>
Fund Type	Open-end segregated accounts company	ISIN	BMG827361855
Investment manager	Solidum Partners AG	Share class inception	May 1, 2008
Administrator	Tromino Financial Services Ltd.	Current NAV	17'537.53
Custodian	Brown Brothers Harriman & Co	Minimum investment	100'000
Auditor	Ernst & Young	Management fee	1.5%
Valuation day	Last day of month		
Reporting	Monthly		
Financial year-end	December 31		
Distribution	Accumulating		
Fund inception	December 1, 2006		
Performance fee (HWM)	15%		

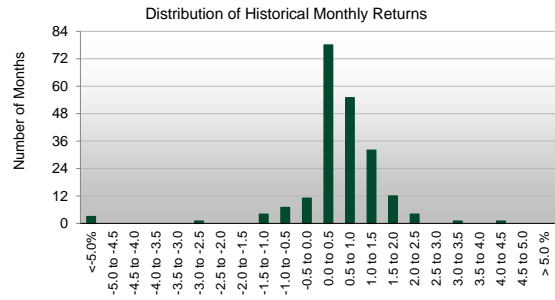
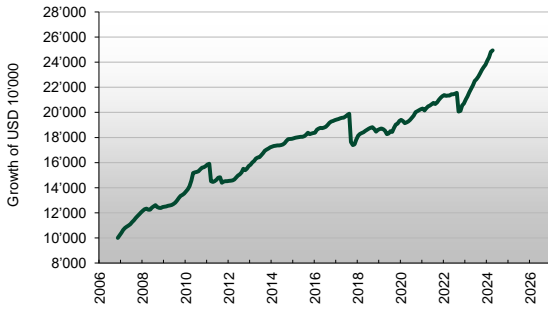
Historical performance¹

	Year	Jan	Feb	Mar	Apr	May	Jun	Jul	Aug	Sep	Oct	Nov	Dec	Year
Solidum ELS Fund, SAC Fund 2, Class USD A-2	2024	1.32%	1.08%	1.87%	0.45%									4.79%
	2023	1.54%	1.20%	1.59%	1.23%	1.31%	1.52%	0.57%	0.97%	1.07%	1.25%	0.89%	0.85%	14.92%
	2022	0.41%	-0.28%	0.16%	-0.01%	0.43%	0.02%	0.26%	0.28%	-6.93%	0.25%	2.17%	0.78%	-2.72%
	2021	0.28%	-0.76%	0.89%	0.69%	0.34%	0.50%	0.51%	-0.40%	0.59%	0.97%	0.82%	0.56%	5.10%
	2020	0.42%	-0.48%	-0.82%	0.29%	0.39%	0.67%	0.87%	0.87%	1.35%	0.38%	0.47%	0.35%	4.83%
	2019	0.33%	0.31%	-0.33%	-0.66%	-1.43%	0.25%	1.00%	-0.31%	1.80%	1.37%	0.38%	1.12%	3.84%
	2018	1.71%	0.80%	0.39%	0.33%	0.63%	0.43%	0.50%	0.40%	0.22%	-0.81%	-1.08%	0.74%	4.31%
	2017	0.25%	0.16%	0.33%	0.22%	0.05%	0.52%	0.56%	0.51%	-11.3%	-1.36%	0.36%	2.14%	-7.98%
	2016	0.15%	1.28%	0.46%	0.34%	-0.12%	0.26%	0.34%	0.72%	0.93%	0.48%	0.30%	0.31%	5.59%
	2015	0.23%	0.25%	0.17%	0.15%	0.09%	0.02%	0.26%	0.65%	0.91%	-0.62%	0.24%	0.23%	2.60%
	2014	0.25%	0.28%	0.19%	0.12%	0.00%	0.17%	0.27%	0.60%	1.03%	0.77%	0.07%	0.06%	3.88%
	2013	0.76%	1.07%	0.83%	1.13%	0.51%	0.21%	0.92%	1.05%	1.12%	0.58%	0.43%	0.59%	9.59%
	2012	0.22%	0.07%	0.20%	0.51%	0.97%	1.09%	0.65%	1.04%	1.88%	-0.72%	0.82%	1.25%	8.26%
	2011	0.80%	0.36%	-8.65%	-0.44%	0.43%	0.72%	1.12%	0.29%	-2.98%	0.63%	0.28%	-0.06%	-7.66%
	2010	1.21%	1.28%	1.79%	3.25%	4.07%	0.39%	0.22%	0.31%	1.10%	0.81%	0.26%	0.52%	16.20%
	2009	0.22%	0.16%	0.42%	0.18%	0.30%	0.59%	0.93%	1.25%	1.68%	1.17%	0.63%	0.76%	8.60%
	2008	1.13%	0.97%	0.35%	-0.69%	0.02%	1.34%	0.82%	0.73%	-1.20%	-0.43%	-0.13%	0.59%	3.51%
	2007	2.10%	2.14%	1.59%	0.92%	0.82%	0.96%	1.45%	1.40%	1.50%	1.41%	1.16%	1.24%	18.01%
	2006												1.98%	1.98%
Solidum ELS Fund, SAC Fund 2, Class EUR A-2	2024	1.27%	0.97%	1.75%	0.36%									4.40%
	2023	1.30%	1.06%	1.40%	1.25%	1.17%	1.48%	0.46%	0.95%	0.93%	1.13%	0.67%	0.70%	13.25%
	2022	0.44%	-0.44%	0.03%	-0.13%	0.35%	-0.07%	0.08%	0.10%	-7.55%	0.22%	1.89%	0.46%	-4.82%
	2021	0.21%	-0.83%	0.81%	0.62%	0.32%	0.42%	0.52%	-0.54%	0.54%	1.02%	0.72%	0.48%	4.34%
	2020	0.24%	-0.64%	-1.16%	-0.01%	0.34%	0.62%	0.79%	0.80%	1.27%	0.32%	0.43%	0.24%	3.27%
	2019	0.06%	0.09%	-0.57%	-0.91%	-1.74%	-0.03%	0.55%	-0.73%	1.47%	1.06%	0.20%	0.87%	0.27%
	2018	1.49%	0.65%	0.11%	0.09%	0.34%	0.20%	0.28%	0.16%	0.01%	-1.12%	-1.30%	0.41%	1.29%
	2017	0.11%	0.04%	0.19%	0.11%	-0.07%	0.37%	0.43%	0.36%	-11.7%	-1.48%	0.22%	1.91%	-9.81%
	2016	0.07%	1.23%	0.42%	0.26%	-0.18%	0.16%	0.25%	0.62%	0.77%	0.35%	0.12%	0.16%	4.30%
	2015	0.22%	0.24%	0.14%	0.12%	0.06%	-0.02%	0.22%	0.60%	0.90%	-0.68%	0.21%	0.26%	2.28%
	2014	0.26%	0.26%	0.19%	0.11%	0.01%	0.20%	0.26%	0.63%	1.09%	0.78%	0.06%	0.03%	3.96%
	2013	0.63%	1.27%	0.83%	1.08%	0.60%	0.08%	0.88%	1.05%	1.00%	0.59%	0.43%	0.58%	9.40%
	2012	0.17%	0.06%	0.19%	0.48%	1.04%	1.04%	0.69%	0.95%	1.75%	-0.72%	0.76%	1.18%	7.84%
	2011	0.78%	0.38%	-8.43%	-0.20%	0.46%	0.79%	1.23%	0.33%	-3.15%	0.69%	0.30%	-0.06%	-7.06%
	2010	1.24%	1.29%	1.77%	3.32%	4.10%	0.38%	0.18%	0.30%	1.05%	0.78%	0.36%	0.54%	16.34%
	2009	0.29%	0.19%	0.42%	0.17%	0.24%	0.62%	0.94%	1.22%	1.64%	1.16%	0.62%	0.79%	8.64%
	2008				0.50%	1.44%	0.93%	0.89%	-1.11%	-0.61%	0.03%	0.65%		2.73%

¹ Since January 2014 the former USD and EUR classes are continued as classes USD A-2 and EUR A-2 with identical conditions. Performance of the SAC Fund 2 master portfolio: w/o performance of a recovery fund (USD -2.54%, EUR -0.76%) established for the 2011 events, closed in 2015.



Historical performance (USD class)



Historical return analysis (USD class)

Historical return characteristics

Current NAV per USD A-2 share	24'939.60
Return year-to-date	4.79%
Return last 12 months	13.96%
Return last 36 months, p.a.	6.79%
Return last 60 months, p.a.	6.11%
Return since inception, p.a.	5.39%
Return since inception (cumulative)	149.40%
Best month (since inception)	4.07%
Worst month (since inception)	-11.33%
Maximum drawdown (since inception)	-12.68%
Longest recovery period	36 months
Positive month (since inception)	88%

Historic Performance

	Monthly	Annualised
Average return	0.45%	5.39%
Standard Deviation	1.37%	4.76%
Sharpe Ratio (3m US Gov.)	0.25	0.88

Correlation Analysis

	(monthly return data)
S&P 500	0.13
NASDAQ Composite	0.14
Global Sov. USD hedged	0.15
S&P 500 Inv. Grade Corp Bond Total Return	0.18
S&P 500 HY Corp Bond Total Return	0.13
HFRI FOF	0.13

Manager comment

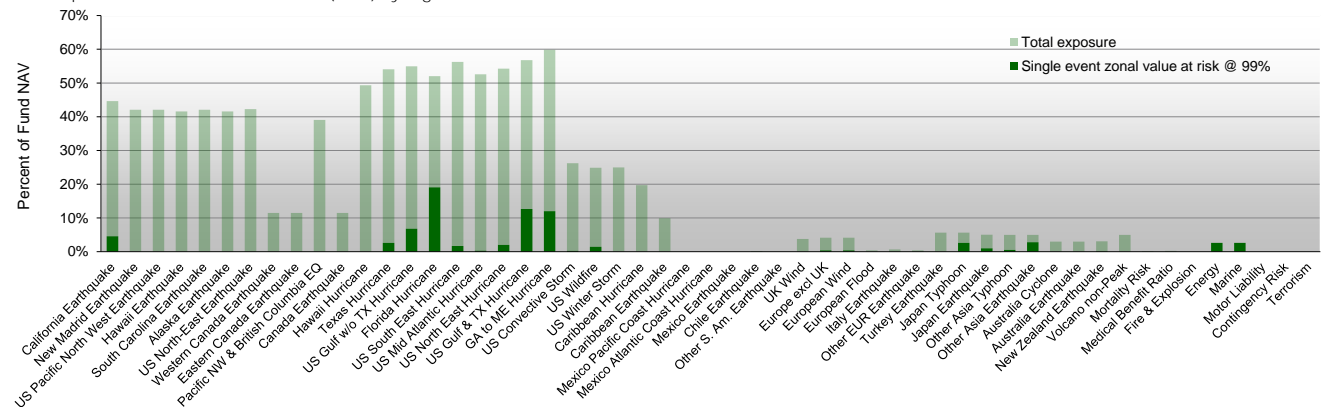
The Fund reported earnings of 0.45% in its functional currency class. Results in the other currency classes were lower by the corresponding interest rate differential due to the lower money market base of the Euro.

For the first time after an extended period of rising prices, the Cat Bond market saw price reductions in April, with corresponding widening of risk spreads. This dynamic was also reflected in new issues, which could only be placed at the upper end of the initial coupon guidance. Part of this dynamic is due to normal seasonality, which causes the prices of tradable ILS securities to fall as the hurricane season approaches. At the same time, a certain excess demand for Cat Bonds that persisted during the last months has subsided. Hence the secondary market, which now appears to be balanced, provides now a realistic picture of the continuing very attractive risk premia. The conditions for private contracts in the reinsurance market confirm the picture of a tight reinsurance market particularly in Florida, but also in the Carolinas and Louisiana, with potential capital shortages and therefore attractive investment opportunities for ILS investors.

The most noteworthy insurance event of the reporting month was the M7.4 earthquake on Taiwan's east coast south of Hualien City. The tremor was the strongest quake on this highly exposed island since the devastating "Chi-Chi" event in 1999. Despite the strengths of the earthquake, fortunately only ten people were killed during the event, an excellent record, which is primarily due to the strict building regulations in Taiwan. The event is not expected to have an impact on the portfolios of the Solidum Funds.

Exposure information

Total exposure and annual value at risk (99%) by region and line of business



Contact information

Investment manager: Solidum Partners AG

Mühlebachstrasse 70, 8008 Zürich, Switzerland

Tel: +41 (0)43 521 21 80

Fax: +41 (0)43 521 21 89

contact@solidumpartners.ch

SOLIDUM PARTNERS AG IS AN ASSET MANAGER REGULATED AND SUPERVISED BY THE SWISS FINANCIAL MARKET AUTHORITY (FINMA) AND AS SUCH LICENCED TO CONDUCT ASSET MANAGEMENT SERVICES FOR COLLECTIVE INVESTMENT SCHEMES.

THE PRODUCTS AND SERVICES DESCRIBED HEREIN ARE NOT AVAILABLE NOR OFFERED TO US PERSONS AND WILL NOT BE PUBLICLY OFFERED TO PERSONS RESIDING IN SWITZERLAND OR ANY OTHER COUNTRY RESTRICTING THE OFFER OF SUCH PRODUCTS OR SERVICES. THIS MATERIAL HAS BEEN FURNISHED TO YOU SOLELY UPON REQUEST AND MAY NOT BE REPRODUCED OR OTHERWISE DISSEMINATED IN WHOLE OR PART WITHOUT PRIOR WRITTEN CONSENT FROM SOLIDUM PARTNERS AG. THE INFORMATION HEREIN MAY BE BASED ON ESTIMATES AND MAY IN NO EVENT BE RELIED UPON. CERTAIN STATEMENTS HEREIN ARE FORWARD-LOOKING AND READERS ARE CAUTIONED NOT TO PLACE UNDUE RELIANCE ON SUCH STATEMENTS. SOLIDUM PARTNERS AG DOES NOT ASSUME ANY LIABILITY WITH RESPECT TO INCORRECT OR INCOMPLETE INFORMATION (WHETHER RECEIVED FROM PUBLIC SOURCES OR WHETHER PREPARED BY ITSELF OR NOT).

THIS MATERIAL DOES NOT CONSTITUTE A PROSPECTUS, A REQUEST/OFFER, NOR A RECOMMENDATION OF ANY KIND, E.G. TO BUY/SUBSCRIBE OR SELL/REDEEM INVESTMENT INSTRUMENTS OR PERFORM SUCH TRANSACTIONS. THE INVESTMENT INSTRUMENTS MENTIONED HEREIN INVOLVE SIGNIFICANT RISK INCLUDING THE POSSIBLE LOSS OF THE AMOUNT INVESTED AS DESCRIBED IN DETAIL IN THE OFFERING MEMORANDUM FOR THESE INSTRUMENTS, WHICH IS AVAILABLE ON REQUEST. INVESTORS SHOULD UNDERSTAND THESE RISKS BEFORE REACHING ANY DECISION WITH RESPECT TO THESE INSTRUMENTS. PAST PERFORMANCE IS NO INDICATION OR GUARANTEE OF FUTURE PERFORMANCE.

THE OFFERING MEMORANDUM OF THE FUND IS AVAILABLE AT THE ADMINISTRATOR OF THE FUND: TROMINO FINANCIAL SERVICES, 2 REID STREET, HAMILTON HM 11, BERMUDA; MAILING ADDRESS: P.O. BOX HM 45B, HAMILTON HM BX, BERMUDA.

SWISS REPRESENTATIVE: RYEL & CIE SA, RUE DU RHONE 4, CH-1204 GENEVA

SWISS PAYING AGENT: BANQUE CANTONALE DE GENEVE, 17 QUAI DE L'ILE, CH-1204 GENEVA