

## Fund objective

The Solidum Cat Bond Fund is an open-end fund registered in Liechtenstein as a UCITS pursuant to Liechtenstein law in the legal form of a trust (UCITS V). The Fund's objective is to achieve long term capital appreciation and low correlation to fixed income, equity and non-traditional investments. The Fund holds a diversified portfolio of catastrophe bonds or notes and other instruments transferring insurance event risk or genuine insurance underwriting risk. As the insurance event linked securities market evolves, new products may become available and the Fund may also invest in such products. The portfolio is actively managed in an attempt to achieve optimal returns in the context of the prevailing market environment.

In addition to its functional currency USD, the Fund offers CHF and EUR share classes. The equity capital of the CHF and EUR share classes is hedged to reduce effects of FX effects.

## Key information

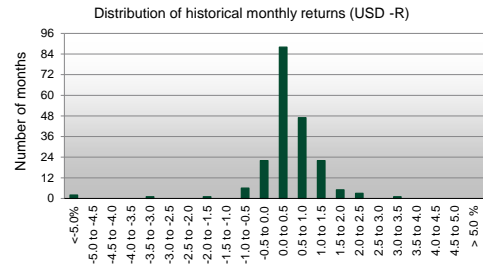
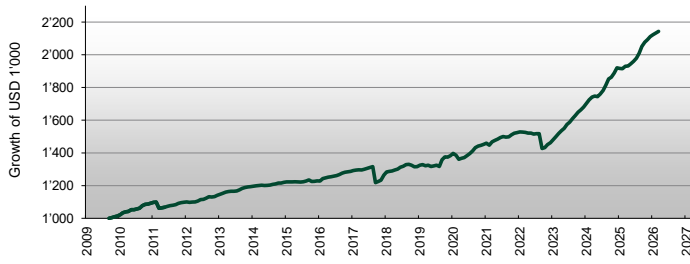
Fund name:		Share classes		
Strategy	Solidum Cat Bond Fund	USD	Bloomberg	SOLCATU LE <Equity>
Focus	Insurance linked securities		ISIN	LI0049587293
Subscription	Catastrophe bonds		Reuters	4958729X.CHE
Redemption	Weekly		Telekurs	4,958.729
Redemption notice	Weekly		Share class inception	Sept 30, 2009
Lockup	10 days		Current NAV USD class	2'143.08
Leverage	none			
Domicile	none	CHF	Bloomberg	SOLCATC LE <Equity>
Fund type	Liechtenstein		ISIN	LI0049587277
Public distribution	UCITS V		Reuters	4958727X.CHE
Management company	AT, CH, DE, LI		Telekurs	4,958.727
Asset manager	Independent Fund Management AG		Share class inception	Sept 30, 2009
Depository	Solidum Partners AG		Current NAV CHF class	1'528.96
Auditor	Liechtensteinische Landesbank AG	EUR	Bloomberg	SOLCATE LE <Equity>
Reporting	Ernst & Young		ISIN	LI0049587301
Financial year-end	Monthly		Reuters	4958730X.CHE
Distribution	December 31		Telekurs	4,958.730
Fund inception	Accumulating		Share class inception	Sept 30, 2009
Minimum investment	Sept 30, 2009		Current NAV EUR class	1'749.13
Management fee	CHF / EUR / USD 10'000			
Performance fee	1.00%			
	none			

## Historical performance

	Year	Jan	Feb	Mar	Apr	May	Jun	Jul	Aug	Sep	Oct	Nov	Dec	Year
Solidum Cat Bond Fund, USD - R class	2026	0.57%	0.46%	0.48%										1.52%
	2025	-0.22%	-0.05%	0.75%	0.11%	0.67%	0.79%	1.00%	1.49%	2.09%	1.26%	0.78%	0.86%	9.92%
	2024	1.33%	1.30%	0.99%	0.33%	-0.19%	0.90%	1.27%	1.84%	2.08%	0.56%	1.35%	1.72%	14.30%
	2023	1.29%	1.23%	1.31%	1.15%	0.92%	1.52%	0.90%	1.39%	1.19%	1.19%	0.90%	1.01%	14.94%
	2022	0.29%	-0.09%	-0.11%	-0.28%	0.00%	-0.40%	0.22%	-0.03%	-5.99%	0.38%	1.29%	0.78%	-4.07%
	2021	0.50%	-0.86%	1.40%	0.61%	0.53%	0.66%	0.40%	-0.21%	0.13%	0.81%	0.61%	0.25%	4.91%
	2020	1.01%	-0.83%	-1.78%	0.44%	0.31%	0.89%	0.91%	1.13%	1.46%	0.66%	0.31%	0.42%	5.02%
	2019	0.70%	0.21%	-0.48%	0.22%	-0.56%	0.23%	0.32%	-0.56%	3.11%	1.32%	-0.11%	0.64%	5.10%
	2018	1.55%	0.30%	0.21%	0.44%	0.44%	0.85%	0.48%	0.70%	0.18%	-0.43%	-0.74%	0.07%	4.13%
	2017	0.43%	0.18%	0.17%	-0.08%	0.34%	0.39%	0.41%	0.42%	-7.44%	0.55%	0.71%	2.45%	-1.78%
	2016	-0.08%	1.25%	0.37%	0.30%	0.23%	0.29%	0.27%	0.52%	0.67%	0.41%	0.21%	0.19%	4.72%
	2015	0.19%	0.03%	0.03%	0.08%	-0.08%	-0.07%	0.15%	0.37%	0.55%	-0.82%	0.10%	0.21%	0.72%
	2014	0.22%	0.18%	0.19%	0.11%	-0.15%	0.06%	0.16%	0.41%	0.22%	0.39%	0.00%	0.37%	2.17%
	2013	0.50%	0.58%	0.56%	0.35%	0.15%	-0.02%	0.14%	0.63%	0.71%	0.47%	0.26%	0.21%	4.64%
	2012	0.22%	-0.25%	0.13%	0.11%	0.42%	0.78%	0.20%	0.60%	0.80%	-0.17%	0.29%	0.69%	3.90%
	2011	0.51%	0.13%	-3.39%	0.19%	0.33%	0.49%	0.44%	0.24%	0.35%	0.74%	0.41%	0.19%	0.57%
	2010	0.75%	1.28%	0.43%	0.33%	0.96%	-0.01%	0.42%	0.44%	1.52%	0.70%	0.17%	0.45%	7.69%
2009										0.43%	0.55%	0.40%	1.39%	
Solidum Cat Bond Fund, CHF - R class	2026	0.25%	0.14%	0.23%										0.62%
	2025	-0.60%	-0.40%	0.39%	-0.26%	0.28%	0.39%	0.54%	1.13%	1.69%	0.79%	0.43%	0.43%	4.92%
	2024	1.04%	1.01%	0.68%	-0.01%	-0.57%	0.60%	0.84%	1.39%	1.68%	0.22%	1.08%	1.40%	9.76%
	2023	0.93%	0.95%	0.94%	0.81%	0.62%	1.09%	0.61%	1.01%	0.93%	0.88%	0.49%	0.58%	10.29%
	2022	0.29%	-0.11%	-0.27%	-0.40%	-0.13%	-0.28%	0.01%	-0.24%	-6.40%	0.11%	0.94%	0.16%	-6.33%
	2021	0.42%	-0.96%	1.38%	0.52%	0.41%	0.59%	0.30%	-0.29%	0.03%	0.79%	0.54%	0.08%	3.85%
	2020	0.78%	-1.00%	-2.12%	0.17%	1.23%	0.78%	0.74%	1.00%	1.36%	0.53%	0.17%	0.23%	3.90%
	2019	0.39%	-0.07%	-0.77%	-0.04%	-0.89%	-0.04%	0.01%	-0.84%	2.82%	0.91%	-0.31%	0.30%	1.42%
	2018	1.35%	0.16%	-0.08%	0.25%	0.20%	0.57%	0.21%	0.41%	-0.05%	-0.69%	-1.04%	-0.28%	0.97%
	2017	0.16%	0.04%	-0.05%	-0.23%	0.14%	0.13%	0.22%	0.21%	-7.59%	0.31%	0.54%	2.06%	-4.30%
	2016	-0.22%	1.18%	0.12%	0.16%	0.11%	0.15%	0.11%	0.41%	0.48%	0.21%	0.07%	-0.03%	2.77%
	2015	0.43%	-0.13%	-0.15%	-0.09%	-0.21%	-0.25%	-0.07%	0.28%	0.46%	-1.00%	-0.01%	-0.06%	-0.82%
	2014	0.22%	0.12%	0.14%	0.06%	-0.17%	-0.03%	0.14%	0.44%	0.20%	0.37%	-0.01%	0.43%	1.93%
	2013	0.34%	0.57%	0.57%	0.29%	0.12%	-0.07%	0.07%	0.58%	0.71%	0.43%	0.22%	0.13%	4.03%
	2012	0.17%	-0.31%	0.09%	0.04%	0.44%	0.68%	0.10%	0.50%	0.76%	-0.24%	0.12%	0.76%	3.16%
	2011	0.46%	0.10%	-3.34%	0.16%	0.32%	0.47%	0.40%	-0.02%	0.29%	0.67%	0.31%	0.15%	-0.09%
	2010	0.77%	1.26%	0.39%	0.35%	1.03%	-0.15%	0.31%	0.40%	1.42%	0.63%	0.16%	0.39%	7.18%
2009										0.38%	0.41%	0.39%	1.19%	
Solidum Cat Bond Fund, EUR - R class	2026	0.48%	0.27%	0.39%										1.15%
	2025	-0.36%	-0.19%	0.55%	-0.06%	0.46%	0.53%	0.76%	1.25%	1.84%	1.05%	0.63%	0.64%	7.32%
	2024	1.23%	1.16%	0.81%	0.23%	-0.34%	0.74%	1.12%	1.64%	1.87%	0.49%	1.31%	1.55%	12.45%
	2023	1.02%	1.03%	1.06%	0.92%	0.85%	1.24%	0.73%	1.22%	1.00%	1.08%	0.71%	0.77%	12.27%
	2022	0.27%	-0.12%	-0.33%	-0.39%	-0.14%	-0.40%	-0.04%	-0.32%	-6.87%	0.30%	1.20%	0.39%	-6.49%
	2021	0.45%	-0.92%	1.29%	0.54%	0.42%	0.62%	0.31%	-0.27%	0.11%	0.89%	0.49%	0.11%	4.08%
	2020	0.81%	-1.00%	-2.08%	0.17%	1.59%	0.73%	0.94%	1.04%	1.32%	0.58%	0.21%	0.21%	4.54%
	2019	0.42%	-0.05%	-0.75%	-0.01%	-0.89%	-0.03%	0.09%	-0.85%	2.91%	0.97%	-0.28%	0.39%	1.88%
	2018	1.35%	0.20%	-0.07%	0.24%	0.28%	0.60%	0.25%	0.44%	-0.02%	-0.67%	-1.01%	-0.25%	1.33%
	2017	0.22%	0.08%	0.00%	-0.19%	0.18%	0.16%	0.25%	0.21%	-7.20%	0.35%	0.53%	1.98%	-3.66%
	2016	-0.16%	1.18%	0.24%	0.19%	0.13%	0.20%	0.27%	0.42%	0.54%	0.28%	0.15%	0.04%	3.54%
	2015	0.22%	0.02%	0.01%	0.05%	-0.15%	-0.14%	0.10%	0.33%	0.51%	-0.87%	0.08%	0.09%	0.26%
	2014	0.25%	0.16%	0.15%	0.11%	-0.14%	0.07%	0.15%	0.46%	0.24%	0.39%	-0.01%	0.36%	2.20%
	2013	0.37%	0.60%	0.55%	0.29%	0.14%	-0.09%	0.10%	0.62%	0.71%	0.44%	0.24%	0.16%	4.21%
	2012	0.21%	-0.30%	0.12%	0.12%	0.46%	0.62%	0.15%	0.61%	0.74%	-0.22%	0.19%	0.68%	3.43%
	2011	0.41%	0.13%	-3.26%	0.26%	0.40%	0.50%	0.55%	0.24%	0.27%	0.76%	0.41%	0.15%	0.78%
	2010	0.84%	1.29%	0.45%	0.38%	1.10%	-0.04%	0.34%	0.44%	1.42%	0.64%	0.25%	0.52%	7.90%
2009										0.43%	0.54%	0.46%	1.44%	



### Historical performance (USD - R class)



### Historical return analysis (USD - R class)

#### Historical return characteristics

Current NAV per USD - R share	2'143.08
Return year-to-date	1.52%
Return last 12 months	11.06%
Return last 36 months, p.a.	12.17%
Return last 60 months, p.a.	7.87%
Return since inception, p.a.	4.73%
Return since inception (cumulative)	114.31%
Best month (since inception)	3.11%
Worst month (since inception)	-7.44%
Longest recovery period	15 months
Positive months (since inception)	84%

#### Historic performance

	monthly	annualised
Average return	0.39%	4.73%
Standard Deviation	0.97%	3.36%
Sharpe Ratio (1m US Gov.)	0.29	1.00
Correlation analysis (monthly return data)		
S&P 500		0.23
NASDAQ Composite		0.23
Global Gov Bonds (hedged)		0.17
S&P 500 Inv. Grade Corp Bond Total Return		0.23
S&P 500 HY Corp Bond Total Return		0.20
HFRI FOF		0.18

### Manager comment

The fund generated a return of 0.48% in USD, its functional currency class. The gain in the fully hedged currency classes was reduced by the respective interest rate differentials to USD and lay between 23 and 39 basis points.

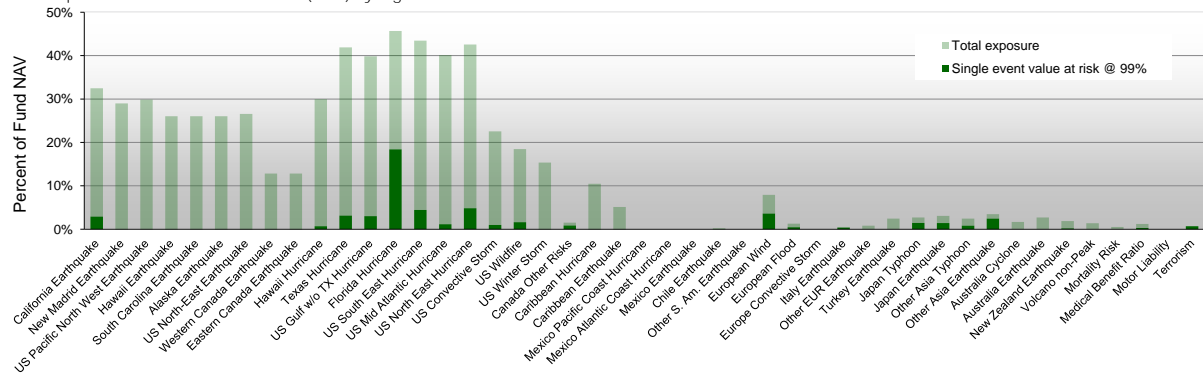
There were some, partly severe weather outbreaks with hail, tornadoes, etc. in the Midwest of the United States, which are likely to cause damages of several billion USD to the insurance industry as a whole. The fund was only marginally affected by these events: the aggregated loss exposure increased slightly for some positions, but remained well below the forecasted path and thus had no impact on their prices.

So far, the cat bond market has shown itself to be very resilient to the macroeconomic disruptions caused by the war in the Middle East, as was to be expected. Since the dominant event risks for the fund such as hurricanes, earthquakes, severe convective storms and wildfires are not related to military conflicts, the correlation of this asset class to geopolitical drivers is very low and is only influenced by the liquidity requirements of some market participants. We continue to expect slightly higher price volatility in the secondary market indications and possibly an increase in the base interest rate in US dollars, should energy prices remain at a high level in the medium term.

The Cat Bonds asset class once again proves its characteristic as a stabilizing element in portfolio construction.

### Exposure information

Total exposure and annual value at risk (99%) by region and line of business



### Contact information

Asset Manager: Solidum Partners AG

Mühlebachstrasse 70, 8008 Zürich, Switzerland

Tel: +41 (0)43 521 21 80

Fax: +41 (0)43 521 21 89

contact@solidumpartners.ch

SOLIDUM PARTNERS AG IS AN ASSET MANAGER REGULATED AND SUPERVISED BY THE SWISS FINANCIAL MARKET AUTHORITY (FINMA) AND AS SUCH LICENCED TO CONDUCT ASSET MANAGEMENT SERVICES FOR COLLECTIVE INVESTMENT SCHEMES.

THE PRODUCTS AND SERVICES DESCRIBED HEREIN ARE NOT AVAILABLE NOR OFFERED TO US PERSONS AND WILL NOT BE PUBLICLY OFFERED TO PERSONS RESIDING IN A COUNTRY RESTRICTING THE OFFER OF SUCH PRODUCTS OR SERVICES. THIS MATERIAL HAS BEEN FURNISHED TO YOU SOLELY UPON REQUEST AND MAY NOT BE REPRODUCED OR OTHERWISE DISSEMINATED IN WHOLE OR PART WITHOUT PRIOR WRITTEN CONSENT FROM SOLIDUM PARTNERS AG. THE INFORMATION HEREIN MAY BE BASED ON ESTIMATES AND MAY IN NO EVENT BE RELIED UPON. CERTAIN STATEMENTS HEREIN ARE FORWARD-LOOKING AND READERS ARE CAUTIONED NOT TO PLACE UNDUE RELIANCE ON SUCH STATEMENTS. SOLIDUM PARTNERS AG DOES NOT ASSUME ANY LIABILITY WITH RESPECT TO INCORRECT OR INCOMPLETE INFORMATION (WHETHER RECEIVED FROM PUBLIC SOURCES OR WHETHER PREPARED BY ITSELF OR NOT).

THIS MATERIAL DOES NOT CONSTITUTE A PROSPECTUS, A REQUEST/OFFER, NOR A RECOMMENDATION OF ANY KIND, E.G. TO BUY/SUBSCRIBE OR SELL/REDEEM INVESTMENT INSTRUMENTS OR PERFORM SUCH TRANSACTIONS. THE INVESTMENT INSTRUMENTS MENTIONED HEREIN INVOLVE SIGNIFICANT RISK INCLUDING THE POSSIBLE LOSS OF THE AMOUNT INVESTED AS DESCRIBED IN DETAIL IN THE PROSPECTUS OF THESE INSTRUMENTS, WHICH IS AVAILABLE ON REQUEST. INVESTORS SHOULD UNDERSTAND THESE RISKS BEFORE REACHING ANY DECISION WITH RESPECT TO THESE INSTRUMENTS. PAST PERFORMANCE IS NO INDICATION OR GUARANTEE OF FUTURE PERFORMANCE.

THE PROSPECTUS AND THE KEY INVESTOR INFORMATION DOCUMENT (PRIIP) ARE AVAILABLE AT THE MANAGEMENT COMPANY: IFM INDEPENDENT FUND MANAGEMENT AG, LANDSTR. 30, FL-9494 SCHAAN OR FROM A LOCAL REPRESENTATIVE.

SWISS REPRESENTATIVE: LLB SWISS INVESTMENT AG, BAHNHOFSTRASSE 74, CH-8001 ZÜRICH

SWISS PAYING AGENT: HELVETISCHE BANK AG, SEEFELDSTRASSE 215, CH-8008 ZÜRICH

FACILITY AGENT GERMANY: IFM INDEPENDENT FUND MANAGEMENT AG, LANDSTR. 30, FL-9494 SCHAAN

CONTACT AND INFORMATION AGENT AUSTRIA: ERSTE BANK DER ÖSTERREICHISCHEN SPARKASSEN AG, AM BELVEDERE 1, A-1100 VIENNA