



## Solidum Event Linked Securities Fund Limited - SAC Fund 2

Classes A-2  
September 30, 2024

### Fund objective

The Solidum ELS Fund is an open-end fund registered in Bermuda. The Fund's objective is to achieve long term capital appreciation and low correlation to fixed income, equity and non-traditional investments. The Fund holds a diversified portfolio of insurance linked securities which can have the structural format of catastrophe bonds, notes and derivatives, industry loss warranties, sidecars, reinsurance contracts or other instruments transferring insurance event risk or genuine insurance underwriting risk. As the insurance event linked securities market evolves, new products may become available and the Fund may also invest in such products. The portfolio is actively managed in an attempt to achieve optimal returns in the context of the prevailing market environment. Leverage can be used in order to enhance investment returns, and active hedging may be employed to minimize downside risk. In addition to its functional currency USD, the Fund offers CHF, EUR and GBP share classes. The equity capital of the non-USD share classes is hedged to reduce FX effects. Institutional share classes are available for investments above defined thresholds.

### Key information

Fund name:	Solidum Event Linked Securities Fund Limited, SAC Fund 2	Share classes	
Strategy	Insurance linked securities	USD A-2	Bloomberg SLDEUA2 BH <Equity>
Focus	Cat bonds, reinsurance and retrocession		ISIN BMG827361772
Subscription	Monthly		Share class inception December 1, 2006
Redemption	Monthly		Current NAV 26'309.13
Lockup	1-year		Minimum investment 100'000
Redemption notice	95 days		Management fee 1.5%
Leverage	possible	EUR A-2	Bloomberg SLDEEA2 BH <Equity>
Domicile	Bermuda		ISIN BMG827361855
Fund Type	Open-end segregated accounts company		Share class inception May 1, 2008
Investment manager	Solidum Partners AG		Current NAV 18'366.19
Administrator	Tromino Financial Services Ltd.		Minimum investment 100'000
Custodian	Brown Brothers Harriman & Co		Management fee 1.5%
Auditor	Ernst & Young		
Valuation day	Last day of month		
Reporting	Monthly		
Financial year-end	December 31		
Distribution	Accumulating		
Fund inception	December 1, 2006		
Performance fee (HWM)	15%		

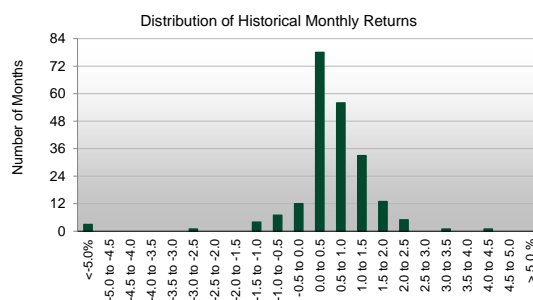
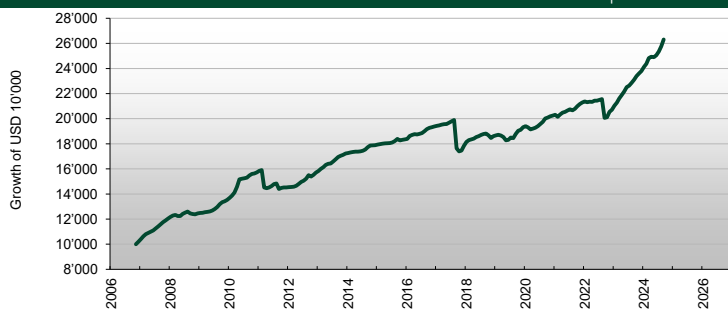
### Historical performance <sup>1</sup>

	Year	Jan	Feb	Mar	Apr	May	Jun	Jul	Aug	Sep	Oct	Nov	Dec	Year
Solidum ELS Fund, SAC Fund 2, Class USD A-2	<b>2024</b>	1.32%	1.08%	1.87%	0.45%	-0.15%	0.65%	1.16%	1.65%	2.08%				<b>10.55%</b>
	<b>2023</b>	1.54%	1.20%	1.59%	1.23%	1.31%	1.52%	0.57%	0.97%	1.07%	1.25%	0.89%	0.85%	<b>14.92%</b>
	<b>2022</b>	0.41%	-0.28%	0.16%	-0.01%	0.43%	0.02%	0.26%	0.28%	-6.93%	0.25%	2.17%	0.78%	<b>-2.72%</b>
	<b>2021</b>	0.28%	-0.76%	0.89%	0.69%	0.34%	0.50%	0.51%	-0.40%	0.59%	0.97%	0.82%	0.56%	<b>5.10%</b>
	<b>2020</b>	0.42%	-0.48%	-0.82%	0.29%	0.39%	0.67%	0.87%	0.87%	1.35%	0.38%	0.47%	0.35%	<b>4.83%</b>
	<b>2019</b>	0.33%	0.31%	-0.33%	-0.66%	-1.43%	0.25%	1.00%	-0.31%	1.80%	1.37%	0.38%	1.12%	<b>3.84%</b>
	<b>2018</b>	1.71%	0.80%	0.39%	0.33%	0.63%	0.43%	0.50%	0.40%	0.22%	-0.81%	-1.08%	0.74%	<b>4.31%</b>
	<b>2017</b>	0.25%	0.16%	0.33%	0.22%	0.05%	0.52%	0.56%	0.51%	-11.3%	-1.36%	0.36%	2.14%	<b>-7.98%</b>
	<b>2016</b>	0.15%	1.28%	0.46%	0.34%	-0.12%	0.26%	0.34%	0.72%	0.93%	0.48%	0.30%	0.31%	<b>5.59%</b>
	<b>2015</b>	0.23%	0.25%	0.17%	0.15%	0.09%	0.02%	0.26%	0.65%	0.91%	-0.62%	0.24%	0.23%	<b>2.60%</b>
	<b>2014</b>	0.25%	0.28%	0.19%	0.12%	0.00%	0.17%	0.27%	0.60%	1.03%	0.77%	0.07%	0.06%	<b>3.88%</b>
	<b>2013</b>	0.76%	1.07%	0.83%	1.13%	0.51%	0.21%	0.92%	1.05%	1.12%	0.58%	0.43%	0.59%	<b>9.59%</b>
	<b>2012</b>	0.22%	0.07%	0.20%	0.51%	0.97%	1.09%	0.65%	1.04%	1.88%	-0.72%	0.82%	1.25%	<b>8.26%</b>
	<b>2011</b>	0.80%	0.36%	-8.65%	-0.44%	0.43%	0.72%	1.12%	0.29%	-2.98%	0.63%	0.28%	-0.06%	<b>-7.66%</b>
	<b>2010</b>	1.21%	1.28%	1.79%	3.25%	4.07%	0.39%	0.22%	0.31%	1.10%	0.81%	0.26%	0.52%	<b>16.20%</b>
	<b>2009</b>	0.22%	0.16%	0.42%	0.18%	0.30%	0.59%	0.93%	1.25%	1.68%	1.17%	0.63%	0.76%	<b>8.60%</b>
	<b>2008</b>	1.13%	0.97%	0.35%	-0.69%	0.02%	1.34%	0.82%	0.73%	-1.20%	-0.43%	-0.13%	0.59%	<b>3.51%</b>
<b>2007</b>	2.10%	2.14%	1.59%	0.92%	0.82%	0.96%	1.45%	1.40%	1.50%	1.41%	1.16%	1.24%	<b>18.01%</b>	
<b>2006</b>												1.98%	<b>1.98%</b>	
Solidum ELS Fund, SAC Fund 2, Class EUR A-2	<b>2024</b>	1.27%	0.97%	1.75%	0.36%	-0.29%	0.54%	1.02%	1.46%	1.92%				<b>9.34%</b>
	<b>2023</b>	1.30%	1.06%	1.40%	1.25%	1.17%	1.48%	0.46%	0.95%	0.93%	1.13%	0.67%	0.70%	<b>13.25%</b>
	<b>2022</b>	0.44%	-0.44%	0.03%	-0.13%	0.35%	-0.07%	0.08%	0.10%	-7.55%	0.22%	1.89%	0.46%	<b>-4.82%</b>
	<b>2021</b>	0.21%	-0.83%	0.81%	0.62%	0.32%	0.42%	0.52%	-0.54%	0.54%	1.02%	0.72%	0.48%	<b>4.34%</b>
	<b>2020</b>	0.24%	-0.64%	-1.16%	-0.01%	0.34%	0.62%	0.79%	0.80%	1.27%	0.32%	0.43%	0.24%	<b>3.27%</b>
	<b>2019</b>	0.06%	0.09%	-0.57%	-0.91%	-1.74%	-0.03%	0.55%	-0.73%	1.47%	1.06%	0.20%	0.87%	<b>0.27%</b>
	<b>2018</b>	1.49%	0.65%	0.11%	0.09%	0.34%	0.20%	0.28%	0.16%	0.01%	-1.12%	-1.30%	0.41%	<b>1.29%</b>
	<b>2017</b>	0.11%	0.04%	0.19%	0.11%	-0.07%	0.37%	0.43%	0.36%	-11.7%	-1.48%	0.22%	1.91%	<b>-9.81%</b>
	<b>2016</b>	0.07%	1.23%	0.42%	0.26%	-0.18%	0.16%	0.25%	0.62%	0.77%	0.35%	0.12%	0.16%	<b>4.30%</b>
	<b>2015</b>	0.22%	0.24%	0.14%	0.12%	0.06%	-0.02%	0.22%	0.60%	0.90%	-0.68%	0.21%	0.26%	<b>2.28%</b>
	<b>2014</b>	0.26%	0.26%	0.19%	0.11%	0.01%	0.20%	0.26%	0.63%	1.09%	0.78%	0.06%	0.03%	<b>3.96%</b>
	<b>2013</b>	0.63%	1.27%	0.83%	1.08%	0.60%	0.08%	0.88%	1.05%	1.00%	0.59%	0.43%	0.58%	<b>9.40%</b>
	<b>2012</b>	0.17%	0.06%	0.19%	0.48%	1.04%	1.04%	0.69%	0.95%	1.75%	-0.72%	0.76%	1.18%	<b>7.84%</b>
	<b>2011</b>	0.78%	0.38%	-8.43%	-0.20%	0.46%	0.79%	1.23%	0.33%	-3.15%	0.69%	0.30%	-0.06%	<b>-7.06%</b>
	<b>2010</b>	1.24%	1.29%	1.77%	3.32%	4.10%	0.38%	0.18%	0.30%	1.05%	0.78%	0.36%	0.54%	<b>16.34%</b>
	<b>2009</b>	0.29%	0.19%	0.42%	0.17%	0.24%	0.62%	0.94%	1.22%	1.64%	1.16%	0.62%	0.79%	<b>8.64%</b>
	<b>2008</b>					0.50%	1.44%	0.93%	0.89%	-1.11%	-0.61%	0.03%	0.65%	<b>2.73%</b>

<sup>1</sup> Since January 2014 the former USD and EUR classes are continued as classes USD A-2 and EUR A-2 with identical conditions. Performance of the SAC Fund 2 master portfolio: w/o performance of a recovery fund (USD -2.54%, EUR -0.76%) established for the 2011 events, closed in 2015.



### Historical performance (USD class)



### Historical return analysis (USD class)

#### Historical return characteristics

Current NAV per USD A-2 share	26'309.13
Return year-to-date	10.55%
Return last 12 months	13.88%
Return last 36 months, p.a.	8.16%
Return last 60 months, p.a.	6.98%
Return since inception, p.a.	5.57%
Return since inception (cumulative)	163.09%
Best month (since inception)	4.07%
Worst month (since inception)	-11.33%
Maximum drawdown (since inception)	-12.68%
Longest recovery period	36 months
Positive month (since inception)	87%

#### Historic Performance

	Monthly	Annualised
Average return	0.46%	5.57%
Standard Deviation	1.37%	4.74%
Sharpe Ratio (3m US Gov.)	0.26	0.89
Correlation Analysis (monthly return data)		
S&P 500		0.13
NASDAQ Composite		0.14
Global Sov. USD hedged		0.16
S&P 500 Inv. Grade Corp Bond Total Return		0.19
S&P 500 HY Corp Bond Total Return		0.13
HFRI FOF		0.13

### Manager comment

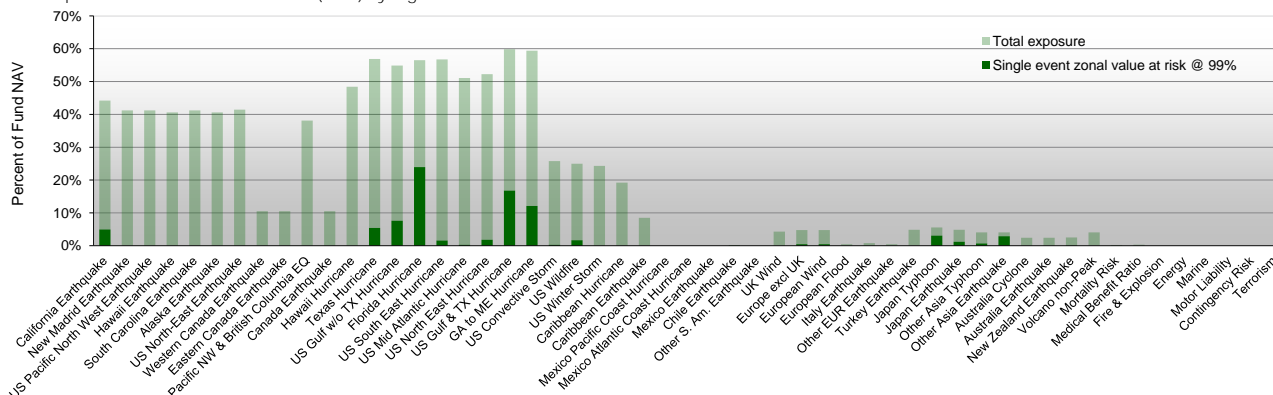
In September, the Fund achieved an excellent result with a profit of over 2% in its USD base currency class. The fully hedged EUR class shows the expected money market interest rate differential to the USD result, which is associated with the hedge.

September was marked by Hurricane Helene, which made landfall in Florida's Big Bend region in the closing days of the month. Due to the storm's high forward speed, hurricane force winds reached far inland and affected Georgia and the Carolinas as well. In addition, the system was very large, so that regions far from the centre of the storm were still exposed to strong winds and storm surge. In the hinterland, Helene came to a standstill and rained down over a large area, causing severe flash flooding, particularly on the flanks of the Appalachian Mountains.

The storm's high death toll does not correlate with the expectations of losses to the insurance industry. With the strongest winds and highest storm surge occurring in very sparsely populated areas, losses from Florida are expected to be moderate for a storm of this intensity. The hinterland floods, in turn, occurred in areas with below-average insurance density. Both the price indications of catastrophe bonds that did not react strongly to the event, as well as initial analyses by risk-modelling firms, suggest that Helene will not turn out to be an event with truly catastrophic insured losses.

### Exposure information

#### Total exposure and annual value at risk (99%) by region and line of business



### Contact information

Investment manager: Solidum Partners AG

Mühlebachstrasse 70, 8008 Zürich, Switzerland

Tel: +41 (0)43 521 21 80

Fax: +41 (0)43 521 21 89

contact@solidumpartners.ch

SOLIDUM PARTNERS AG IS AN ASSET MANAGER REGULATED AND SUPERVISED BY THE SWISS FINANCIAL MARKET AUTHORITY (FINMA) AND AS SUCH LICENCED TO CONDUCT ASSET MANAGEMENT SERVICES FOR COLLECTIVE INVESTMENT SCHEMES. THE PRODUCTS AND SERVICES DESCRIBED HEREIN ARE NOT AVAILABLE NOR OFFERED TO US PERSONS AND WILL NOT BE PUBLICLY OFFERED TO PERSONS RESIDING IN SWITZERLAND OR ANY OTHER COUNTRY RESTRICTING THE OFFER OF SUCH PRODUCTS OR SERVICES. THIS MATERIAL HAS BEEN FURNISHED TO YOU SOLELY UPON REQUEST AND MAY NOT BE REPRODUCED OR OTHERWISE DISSEMINATED IN WHOLE OR PART WITHOUT PRIOR WRITTEN CONSENT FROM SOLIDUM PARTNERS AG. THE INFORMATION HEREIN MAY BE BASED ON ESTIMATES AND MAY IN NO EVENT BE RELIED UPON. CERTAIN STATEMENTS HEREIN ARE FORWARD-LOOKING AND READERS ARE CAUTIONED NOT TO PLACE UNDUE RELIANCE ON SUCH STATEMENTS. SOLIDUM PARTNERS AG DOES NOT ASSUME ANY LIABILITY WITH RESPECT TO INCORRECT OR INCOMPLETE INFORMATION (WHETHER RECEIVED FROM PUBLIC SOURCES OR WHETHER PREPARED BY ITSELF OR NOT).

THIS MATERIAL DOES NOT CONSTITUTE A PROSPECTUS, A REQUEST/OFFER, NOR A RECOMMENDATION OF ANY KIND, E.G. TO BUY/SUBSCRIBE OR SELL/REDEEM INVESTMENT INSTRUMENTS OR PERFORM SUCH TRANSACTIONS. THE INVESTMENT INSTRUMENTS MENTIONED HEREIN INVOLVE SIGNIFICANT RISK INCLUDING THE POSSIBLE LOSS OF THE AMOUNT INVESTED AS DESCRIBED IN DETAIL IN THE OFFERING MEMORANDUM FOR THESE INSTRUMENTS, WHICH IS AVAILABLE ON REQUEST. INVESTORS SHOULD UNDERSTAND THESE RISKS BEFORE REACHING ANY DECISION WITH RESPECT TO THESE INSTRUMENTS. PAST PERFORMANCE IS NO INDICATION OR GUARANTEE OF FUTURE PERFORMANCE.

THE OFFERING MEMORANDUM OF THE FUND IS AVAILABLE AT THE ADMINISTRATOR OF THE FUND: TROMINO FINANCIAL SERVICES, 2 REID STREET, HAMILTON HM 11, BERMUDA; MAILING ADDRESS: P.O. BOX HM 458, HAMILTON HM BX, BERMUDA.

SWISS REPRESENTATIVE: RYEL & CIE S.A., RUE DU RHONE 4, CH-1204 GENEVA

SWISS PAYING AGENT: BANQUE CANTONALE DE GENEVE, 17 QUAI DE L'ILE, CH-1204 GENEVA